

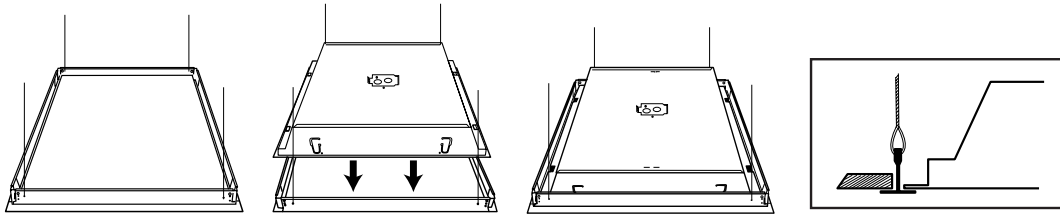
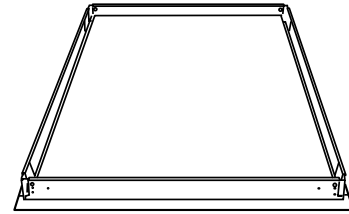
## FK

### FLANGE KIT:

- Flange kit used in the field to convert a standard grid troffer to a flanged troffer.
- Side and end rails are extruded aluminum finished in white powder coating. Corner clips are zinc plated steel.
- For any Utopia Lighting recessed troffer or parabolic suitable for installation in 15/16" inverted T-bar grid, in a drywall or plaster ceiling.
- Easily install without the use of tools. Smooth edges for easy handling.

### INSTALLATION:

- Cut ceiling opening to proper dimensions. Ceiling opening required is nominal width and length plus 3/8".
- Slip fit (snap-lock) corner clips into side and end rails.
- Place assembled Flange Kit in ceiling opening and wire support each corner to ceiling structure. (at four corners as shown)
- Pull up tight against ceiling.
- Place grid trim troffer in flange kit.



Flange Kit in ceiling opening and wire support each corner to ceiling structure. (at four corners as shown)

### CEILING OPENING

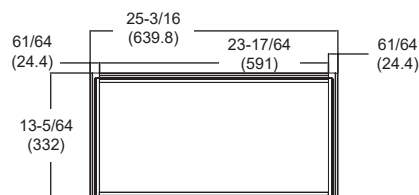

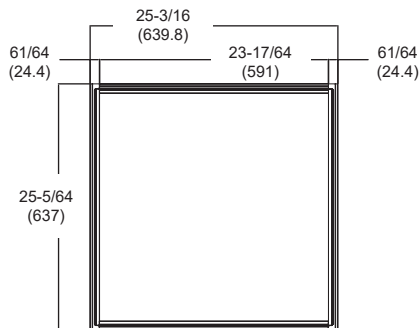
Series	Size	Width	Length
FK	1' x 2'	12-3/16" (309mm)	24-1/4" (616mm)
	1' x 4'	12-3/16" (309mm)	48-1/4" (1225mm)
	2' x 2'	24-3/16" (614mm)	24-5/16" (617mm)
	2' x 4'	24-3/16" (614mm)	48-1/4" (1225mm)

### OVERALL FLANGE KIT

Series	Size	Width	Length
FK	1' x 2'	13-5/64" (332mm)	25-3/16" (639.8mm)
	1' x 4'	13-5/64" (332mm)	49-1/64" (1244.8mm)
	2' x 2'	25-5/64" (637mm)	25-3/16" (639.8mm)
	2' x 4'	25-5/64" (637mm)	49-1/64" (1244.8mm)

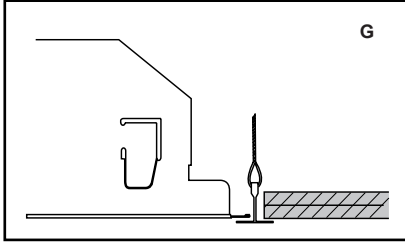
\* All dimensions are in inches (millimeters).

\* This size chart is an exact value without calculating margins. It is recommended to open it with a margin of about 1/4".



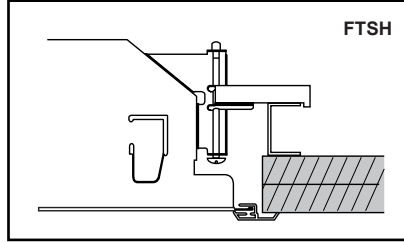
# FLANGE KITS AND MOUNTING OPTIONS

## MOUNTING OPTIONS



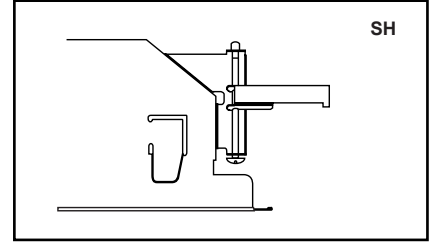
### LAY-IN GRID:

- Grid "T" ceiling type in which the supports are suspended directly from the building structure in a grid. Lighting fixtures lay into a grid "T" suspended ceiling.
- For lay-in installation in exposed grid ceilings.



### OVERLAPPING FLANGE:

- For Hard ceiling, tile, plaster or plater board ceilings.
- Overlapping flanged extruded aluminum trim with swing-gate hanger suspension included.



### SWING-GATE HANGER:

- Fixture is supported from concealed suspension, includes adjustable wing hangers.
- Swing-gate hanger suspension system.

## FTSH

### CEILING OPENING

Series	Size	Width	Length
FTSH	1' x 2'	11-15/16" (303mm)	24-11/16" (627mm)
	1' x 4'	11-15/16" (303mm)	48-1/2" (1232mm)
	2' x 2'	24-1/8" (613mm)	24-3/4" (628mm)
	2' x 4'	24-1/8" (613mm)	48-1/2" (1232mm)

### OVERALL FLANGED FIXTURE

Series	Size	Width	Length
FTSH	1' x 2'	13-9/16" (344mm)	25-19/32" (650mm)
	1' x 4'	13-9/16" (344mm)	49-1/2" (1257mm)
	2' x 2'	25-11/16" (652mm)	25-3/4" (654mm)
	2' x 4'	25-3/4" (654mm)	49-29/64" (1256mm)

\* All dimensions are in inches (millimeters).

\* This size chart is an exact value without calculating margins. It is recommended to open it with a margin of about 1/4".

FLANGE KITS AND MOUNTING OPTIONS

FTSH

